State of New Jersey
Department of Health

Patient Safety Reporting System

Module 2 – New Event Entry

Phil Murphy
Governor

Sheila Oliver
Lieutenant Governor

Shereef M. Elnahal, M.D., M.B.A.
Commissioner

Revised November 2018

Patient Safety Reporting System

Course Contents

I. Preparing to Enter an Event
II. Entering a New Event
III. Event Review by PSRS
IV. Other Communications About the Event

NJ Health New Jersey Department of Health

Patient Safety Reporting System

I. Preparing to Enter an Event

1. **Log into the system**
2. **Access the "Resources" tab from the Main Menu**
3. **"Resources" Tab Menu**
   - Information Consulted
   - Report Questions
   - User Guide
4. **Select Event Type**
5. **View Initial Event Questions**
6. **Information needed will be displayed**

NJ Health
New Jersey Department of Health

I. Preparing to Enter an Event – *continued*

Log Into the System

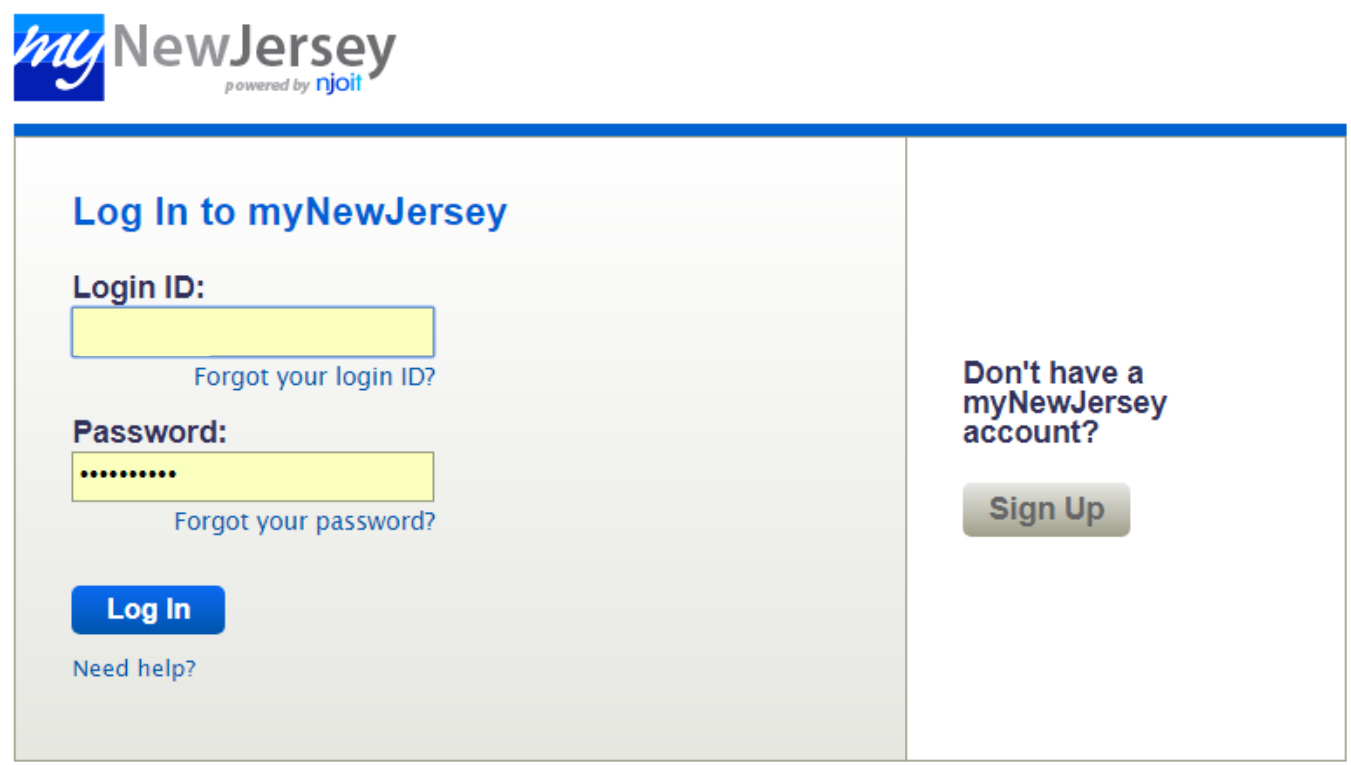

I. Preparing to Enter an Event – *continued*

Log Into the System

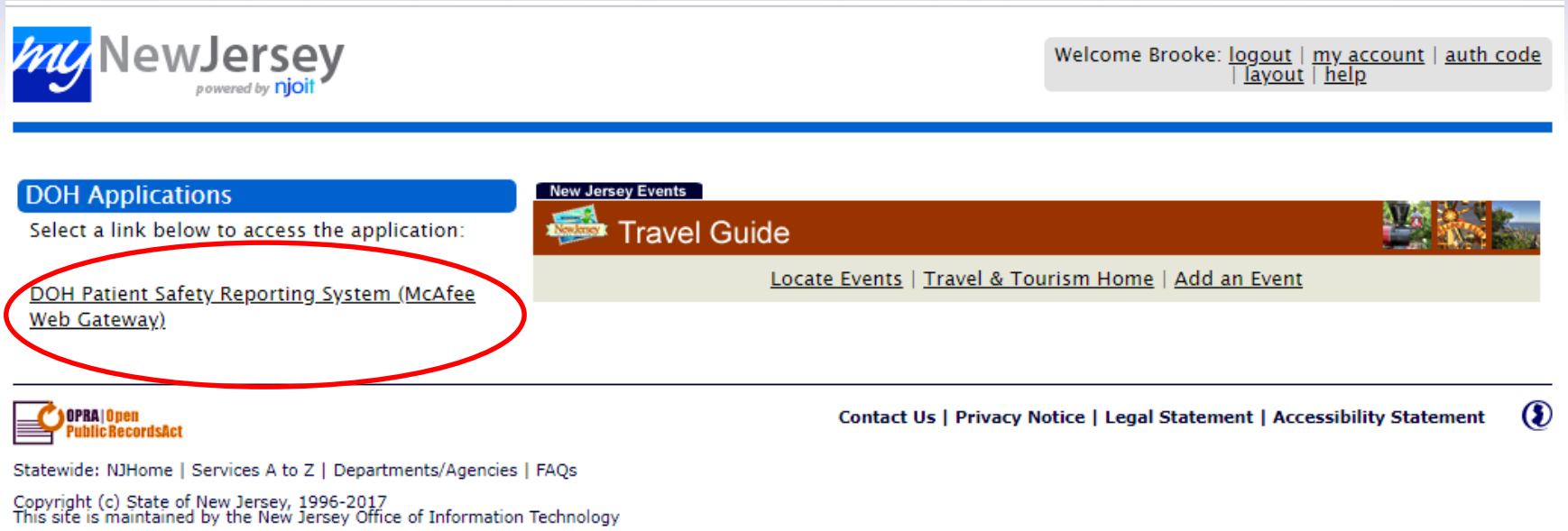

NJ Health
New Jersey Department of Health

I. Preparing to Enter an Event – *continued*

Enter the System

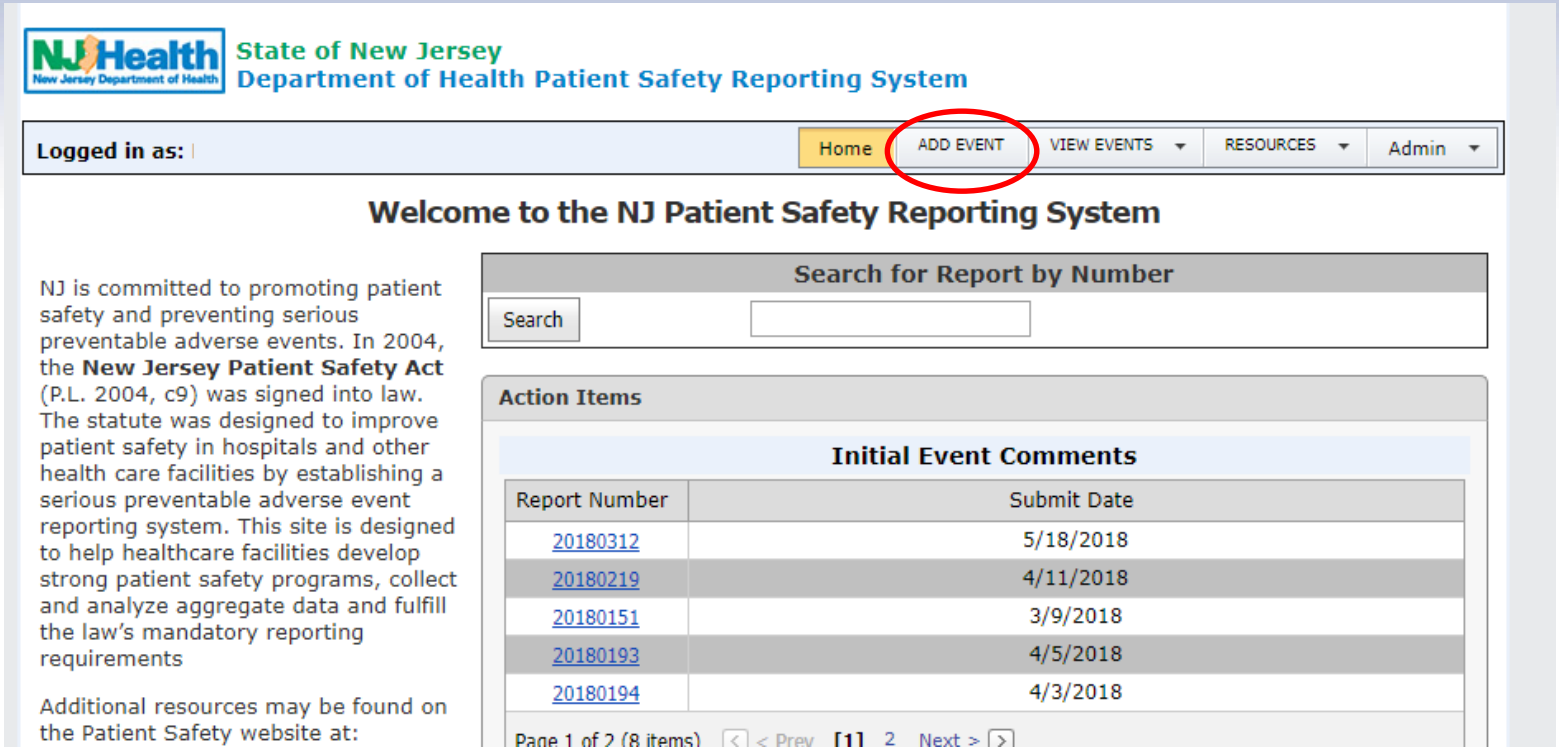

I. Preparing to Enter an Event – *continued*

List of Event Types

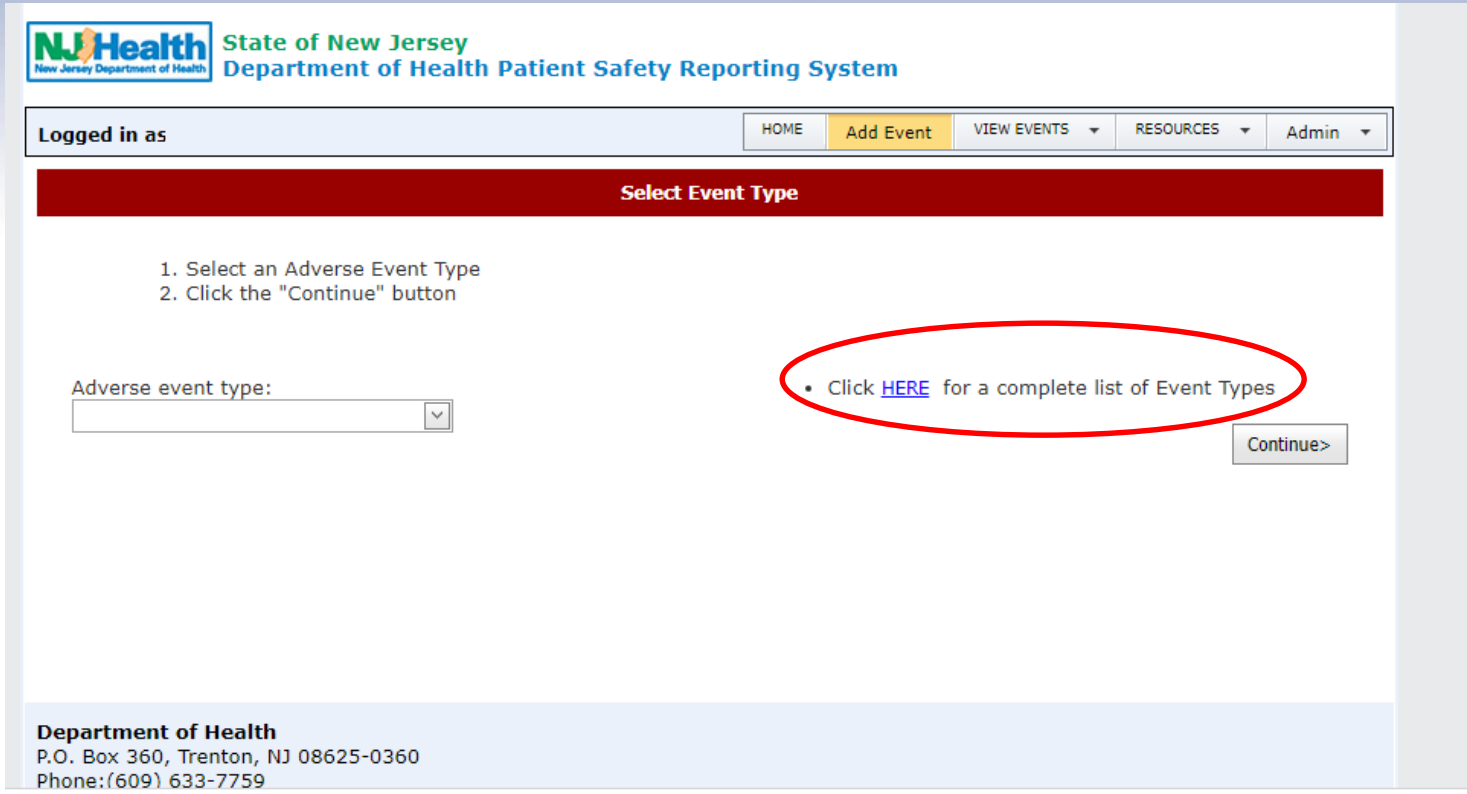

I. Preparing to Enter an Event – *continued*

List of Event Types

Care Management	
Medication Error	Patient death, loss of body part, disability, or loss of bodily function lasting more than seven days or still present at discharge, associated with a medication error (e.g., errors involving the wrong drug, wrong dose, wrong patient/resident, wrong time, wrong rate, wrong preparation, wrong route of administration, etc.)
Wrong Blood Product	Patient death, loss of body part, disability, or loss of bodily function lasting more than seven days or still present at discharge, associated with a hemolytic reaction due to the administration of ABO-incompatible blood or blood products.
Maternal Labor	Maternal death, loss of body part, disability, or loss of bodily function lasting more than seven days or still present at discharge associated with labor or delivery in a low-risk pregnancy while in a health care facility.
Hypoglycemia	Patient death, loss of body part, disability, or loss of bodily function lasting more than seven days or still present at discharge associated with hypoglycemia, the onset of which occurs while the patient is being cared for in the health care facility.
Neonate Hyperbilirubinemia	Death or kernicterus associated with failure to identify and treat hyperbilirubinemia in a neonate while the neonate is a patient in a health

I. Preparing to Enter an Event – *continued*

Resources Tab

(for questions and more information)

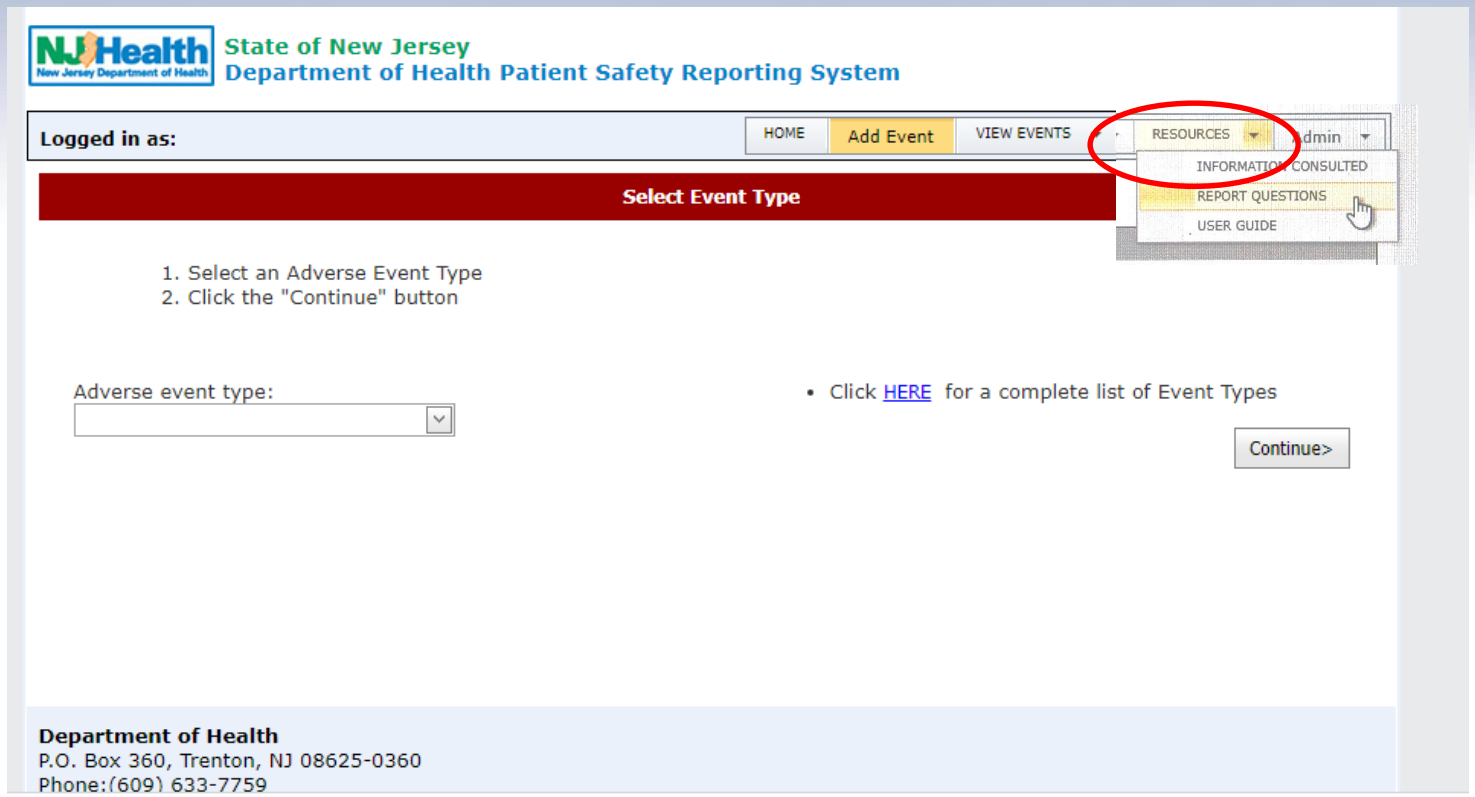

I. Preparing to Enter an Event – *continued*

Resources Tab

(for questions and more information)

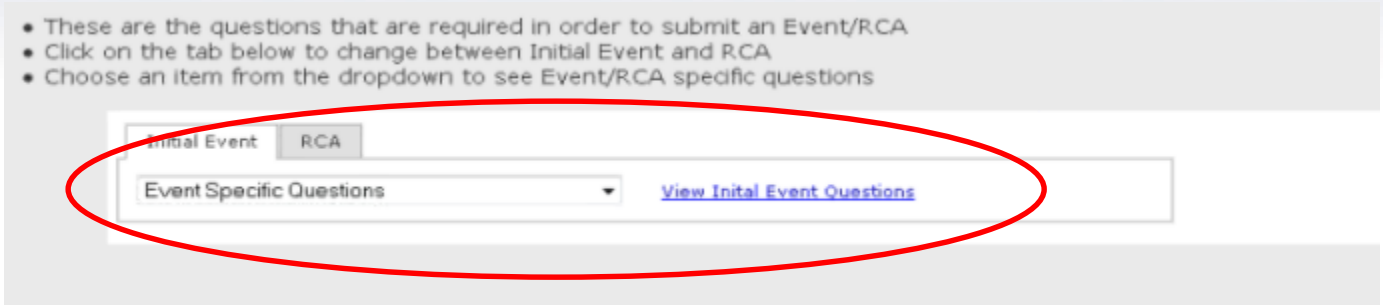

I. Preparing to Enter an Event – *continued*

Resources Tab

(for questions and more information)

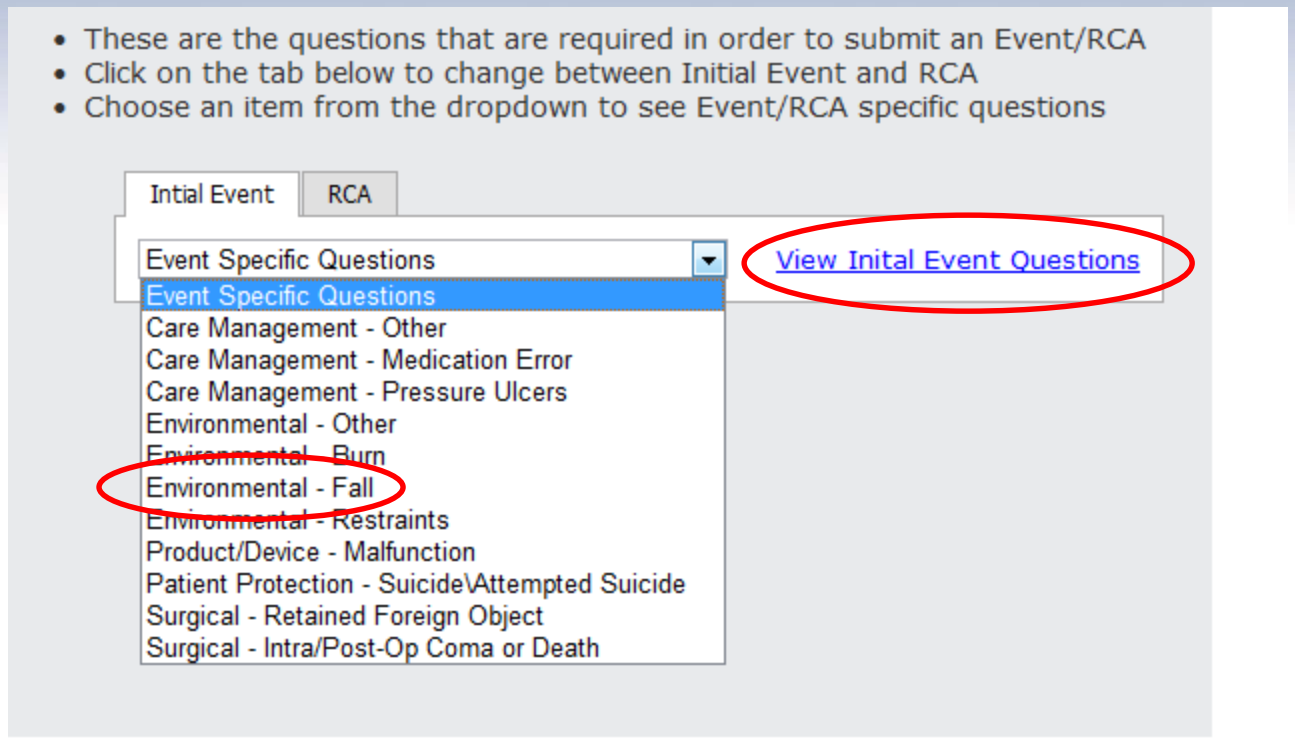

I. Preparing to Enter an Event – *continued*

Initial Event Questions

Patient Information Questions

Note: Patient Information Questions are Universal

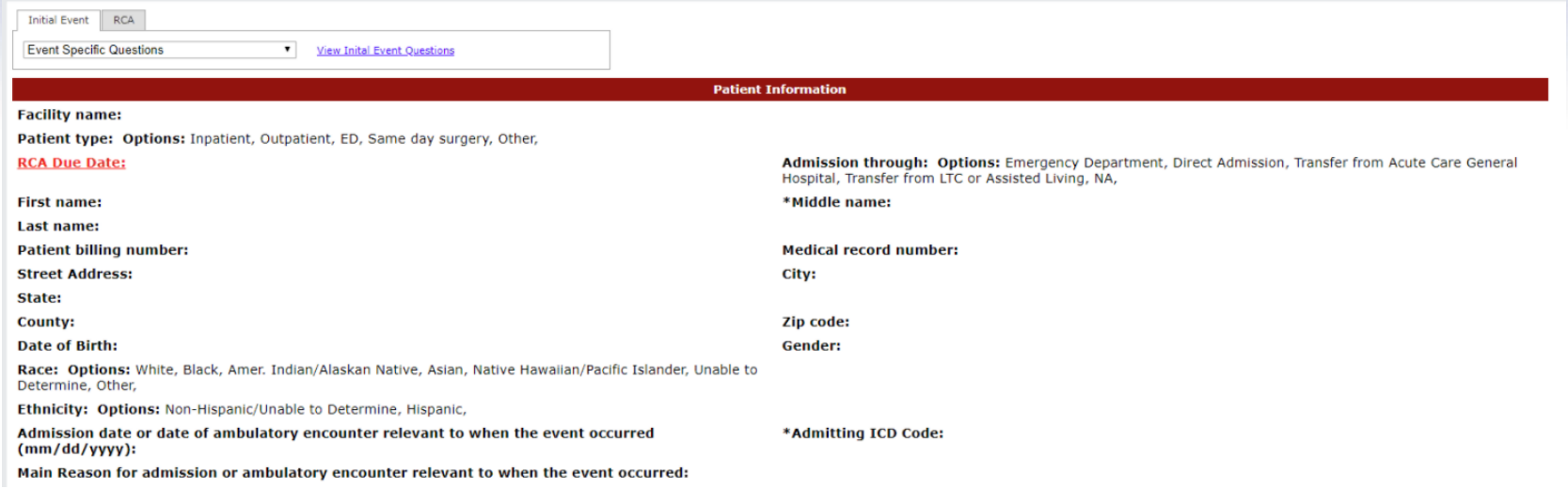

Initial Event | RCA

Event Specific Questions ▾ View Inital Event Questions

Patient Information

Facility name:

Patient type: Options: Inpatient, Outpatient, ED, Same day surgery, Other,

RCA Due Date:

Admission through: Options: Emergency Department, Direct Admission, Transfer from Acute Care General Hospital, Transfer from LTC or Assisted Living, NA,

First name:

***Middle name:**

Last name:

Patient billing number:

Medical record number:

Street Address:

City:

State:

County:

Zip code:

Date of Birth:

Gender:

Race: Options: White, Black, Amer. Indian/Alaskan Native, Asian, Native Hawaiian/Pacific Islander, Unable to Determine, Other,

Ethnicity: Options: Non-Hispanic/Unable to Determine, Hispanic,

Admission date or date of ambulatory encounter relevant to when the event occurred (mm/dd/yyyy):

***Admitting ICD Code:**

Main Reason for admission or ambulatory encounter relevant to when the event occurred:

I. Preparing to Enter an Event – *continued*

Initial Event Questions

Event Information Questions

Note: Initial Event Information Questions are Universal

Event Information

Event date:

Enter Event Time in Military (e.g 1800=6:00PM), if not known, enter 'unknown'

Date any healthcare professional discovered the event

Discovery Time in Military (e.g 0200=2:00AM)

How was the event discovered? Options: Report by staff/physician, Report by family/visitor, Report by patient/resident, Assessment of patient/resident after event, Review of chart/record, Other,

In what unit did the event occur? Options: Behavioral Health, Cardiac Catheterization, Emergency Department, Emergency Department Crisis Screening/Observation, ICU/CCU/TCU, Labor/Delivery, Laboratory, Med/Surg, NICU, Nursery, Operating Room, PACU, Procedure Room, Radiology, Rehabilitation Areas, Step Down, Telemetry, Other,

In what location did the event occur? Options: Hallway/Common Area, In Transit, Operating Room, Patient Room, Patient Bathroom, Procedure Room, NA, Other,

Location of injury (check as many as apply):
Options: Abdomen, Ankle, Back/spine, Buttocks, Chest, Clavicle, Elbow, Forearm, Hand, Head, Foot, Hip, Lower Leg, Lower Arm, Knee, Neck, Pelvic Region, Sacrum, Shoulder, Upper Arm, Upper Leg, Wrist, Other, Unresponsiveness, No Injury, Systemic,

Severity of injury (check as many as apply):
Options: Death, Increased length of stay is anticipated, Increased level of care, Surgery is required, Cast/immobilization, Minor injury, No apparent injury,

Please supply a description of the event or situation you are reporting including the impact on the patient:

Immediate clinical action(s) taken for patient:

Immediate new corrective action(s) to prevent future similar events in all patients while the RCA is underway:

Was the patient or health care representative notified about the event within 24 hours of event discovery?
Options: Yes/No
If no, why not?

I. Preparing to Enter an Event – *continued*

Initial Event Questions

Event Specific Questions

Note: Not all Event Types have Event Specific Questions

Event Specific Questions

Prior to the fall what was the patient attempting to do?	**Options:** Ambulating/Standing without assistance and/or without an assistive device, Ambulating/Standing with assistance and/or an assistive device, Changing position, Fell off stretcher/Xray table/OR table, Reaching for an item, Toileting-related activities, Transferring to/or from bed, chair, etc., Undergoing a diagnostic or therapeutic procedure, Unknown, Other,
Was this fall witnessed?	**Options:** Yes/No
Did this fall occur during change of shift?	**Options:** Yes/No
Did this fall occur during a holiday or weekend?	**Options:** Yes/No
What was the patient's fall risk at the time of the fall?	**Options:** High, Medium, Low,
What was the level of observation at the time of the fall	**Options:** 1:1, Arm's length, Line of sight, 15 Minutes, 30 Minutes, 1 Hour, 2 Hours, Other,
Was the patient confused prior to the fall?	**Options:** Yes/No
Prior to the fall, did the patient routinely call for assistance with activities (such as toileting)?	**Options:** Yes/No

I. Preparing to Enter an Event – *continued*

System Navigation

"Main Menu" Bar

- Add Event – enter a new event report

"Report Menu" Bar

- Moves you through each report section with an arrow to indicate next step
- Event Summary page builds as information is entered

"Save/Next" Button

- Move to next screen

Patient Safety Reporting System

II. Entering a New Event

1. **Two types of information**
   - Patient Information
   - Event Information
2. **Series of drop-down menus and text boxes**

II. Entering a New Event – *continued*

3. **Fields within each screen must be completed and saved**
   - Portal will time out after 2 hours from time of logging-in to the portal
   - Information will be lost if not completed and saved
4. **Information can be edited prior to submission to PSRS**
5. **When completed, click on the "SUBMIT EVENT" tab to send the event to PSRS**
   - Note that saving alone does not submit the event; you must hit the SUBMIT EVENT tab

II. Entering a New Event - *continued*

Adding an Event

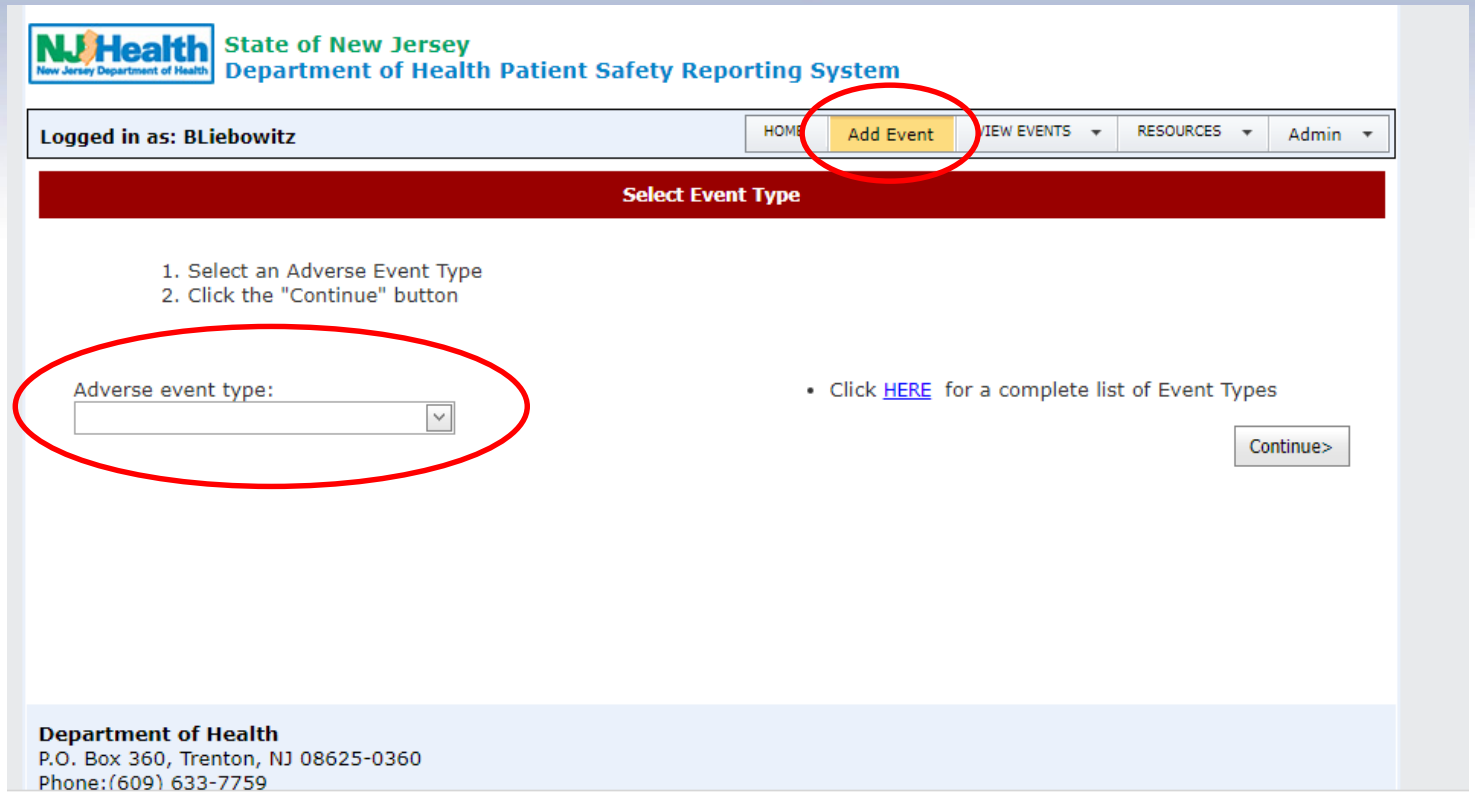

II. Entering a New Event – *continued*

Adding an Event

II. Entering a New Event – *continued*

Adding an Event

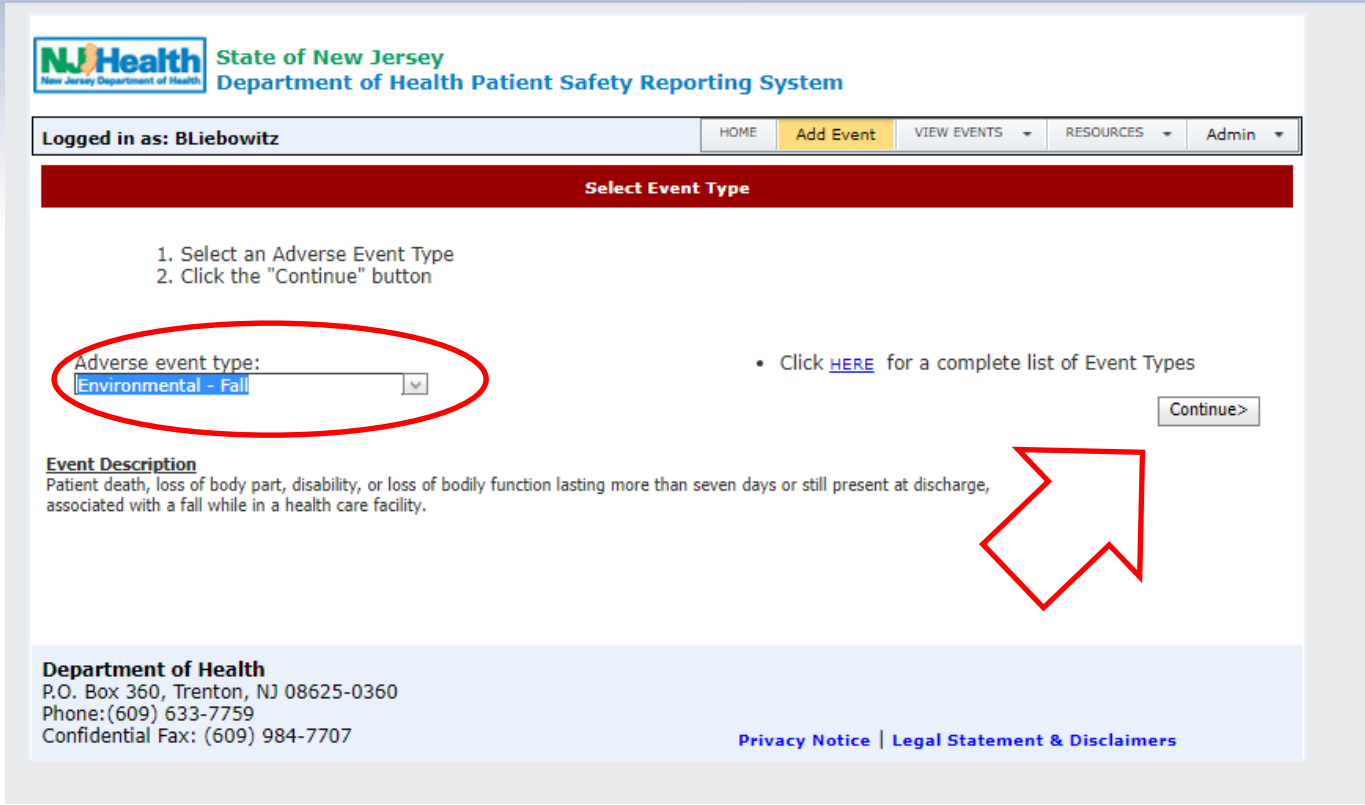

II. Entering a New Event – *continued*

Adding an Event

1. **First Screen – Patient Information**
   - **Your facility will be automatically populated (unless reporting for multiple facilities)**
   - **Text boxes have character limits**
     - *See count down of the number of characters remaining*

II. Entering a New Event – *continued*

Entering Event Details — Patient Information

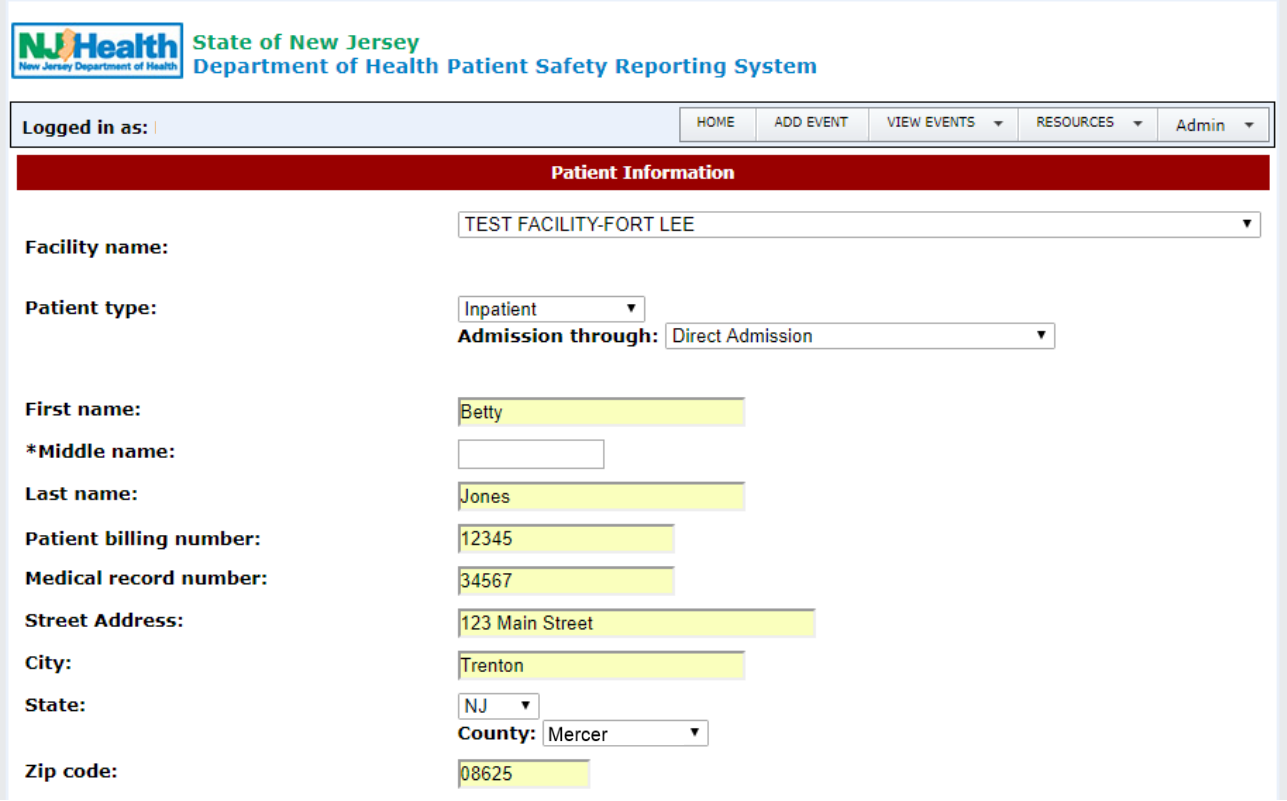

II. Entering a New Event – *continued*

Entering Event Details — Patient

II. Entering a New Event – *continued*

Entering Event Details —Question Mark Help

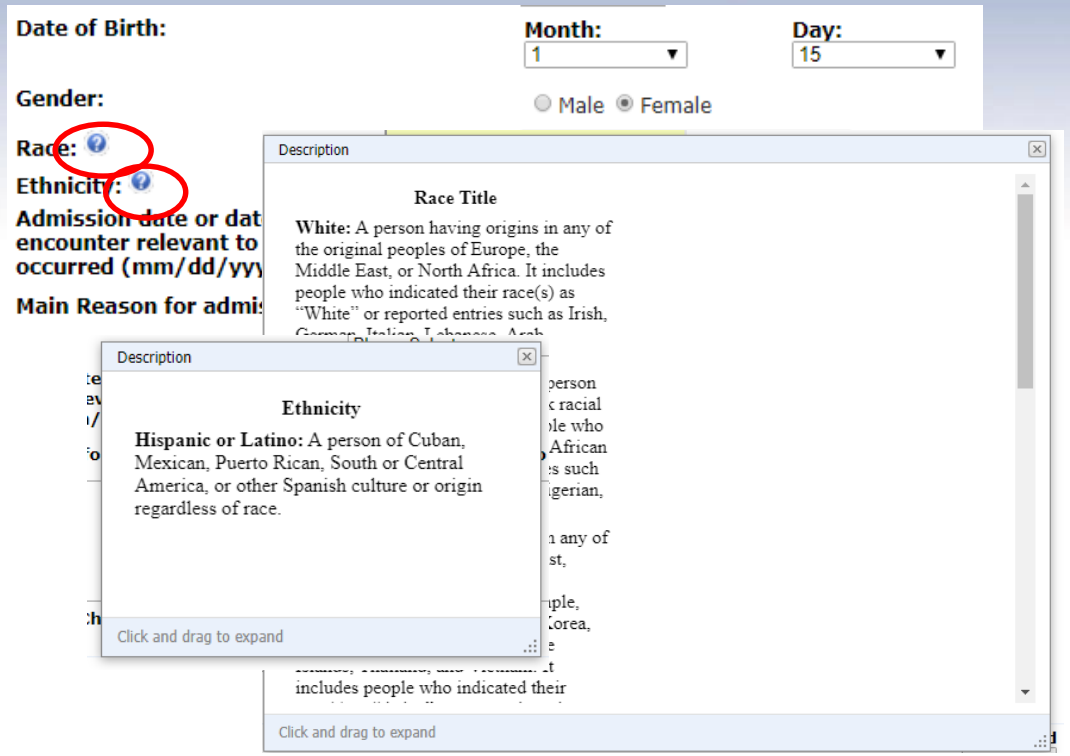

II. Entering a New Event – *continued*

Entering Event Details — Event

1. **Next Screen – Event Information**
   - Please note that the text box for the description of the event or situation is an unlimited text box.
2. **All fields required**
3. **Event specific additional fields, e.g.**
   - Was this fall witnessed?
   - Did this fall occur during a holiday or weekend shift?
   - Prior to the fall, what was the patient attempting to do?

II. Entering a New Event – *continued*

Entering Event Details — Event

4. **After completing all fields, select "Save/Next"**
   - Once you have created and first saved an Event, an Event Number will be assigned. DO NOT create a new event report or a duplicate report
5. **Event Detail Screen**
   - *Note:* You can go back and edit information prior to submission
   - Submit Event to PSRS by clicking on "Submit Event" on "Report Menu"

II. Entering an Event– *continued*

Entering Event Details — Event

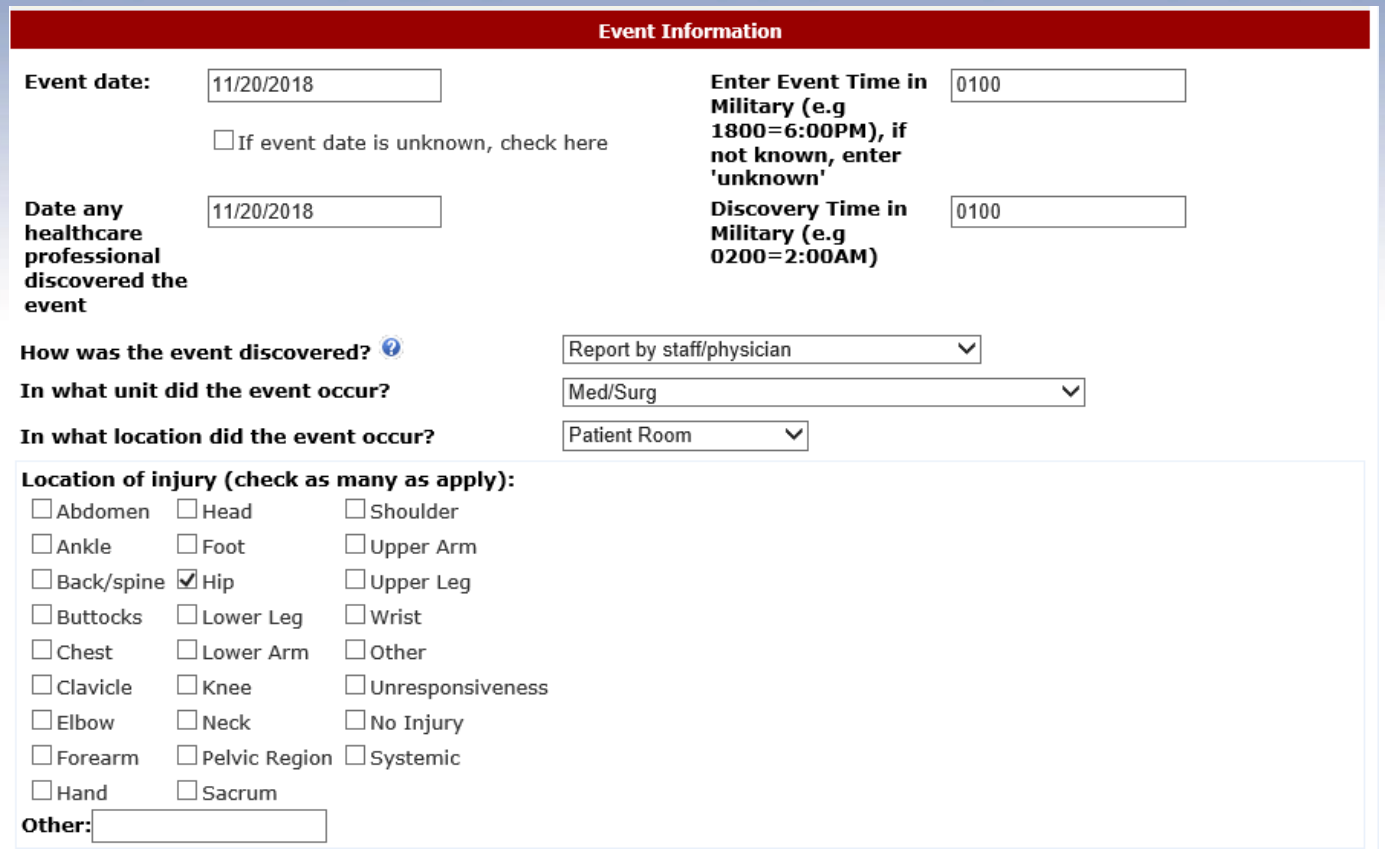

Event Information

Event date: 11/20/2018

☐ If event date is unknown, check here

Enter Event Time in Military (e.g 1800=6:00PM), if not known, enter 'unknown' 0100

Date any healthcare professional discovered the event 11/20/2018

Discovery Time in Military (e.g 0200=2:00AM) 0100

How was the event discovered? Report by staff/physician

In what unit did the event occur? Med/Surg

In what location did the event occur? Patient Room

Location of injury (check as many as apply):

☐ Abdomen	☐ Head	☐ Shoulder
☐ Ankle	☐ Foot	☐ Upper Arm
☐ Back/spine	☑ Hip	☐ Upper Leg
☐ Buttocks	☐ Lower Leg	☐ Wrist
☐ Chest	☐ Lower Arm	☐ Other
☐ Clavicle	☐ Knee	☐ Unresponsiveness
☐ Elbow	☐ Neck	☐ No Injury
☐ Forearm	☐ Pelvic Region	☐ Systemic
☐ Hand	☐ Sacrum	

Other:

II. Entering an Event– *continued*

Entering Event Details — Event

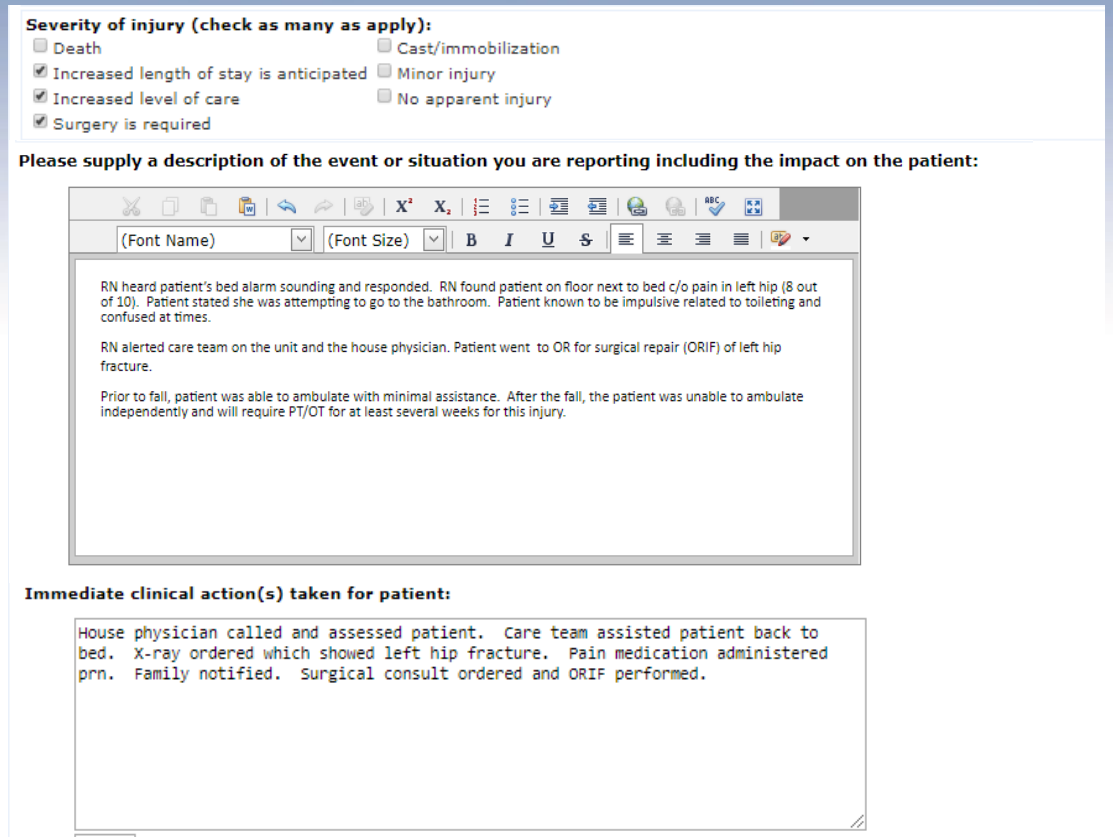

Note this example is an illustration of an incomplete description of the event. In later slides, PSRS will show you how to modify this entry to reflect best practices.

II. Entering an Event– *continued*

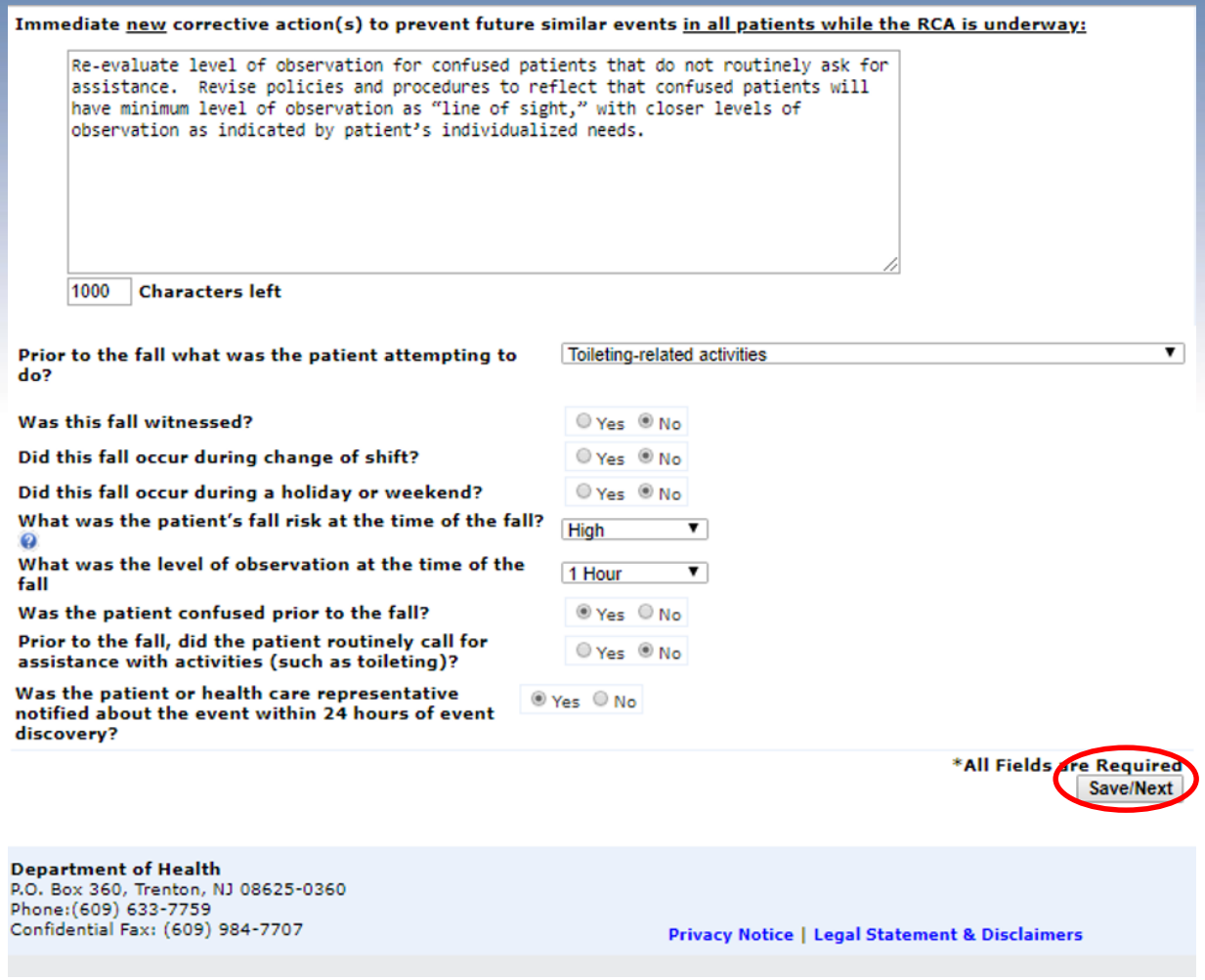

II. Entering an Event– *continued*

Entering Event Details — Review

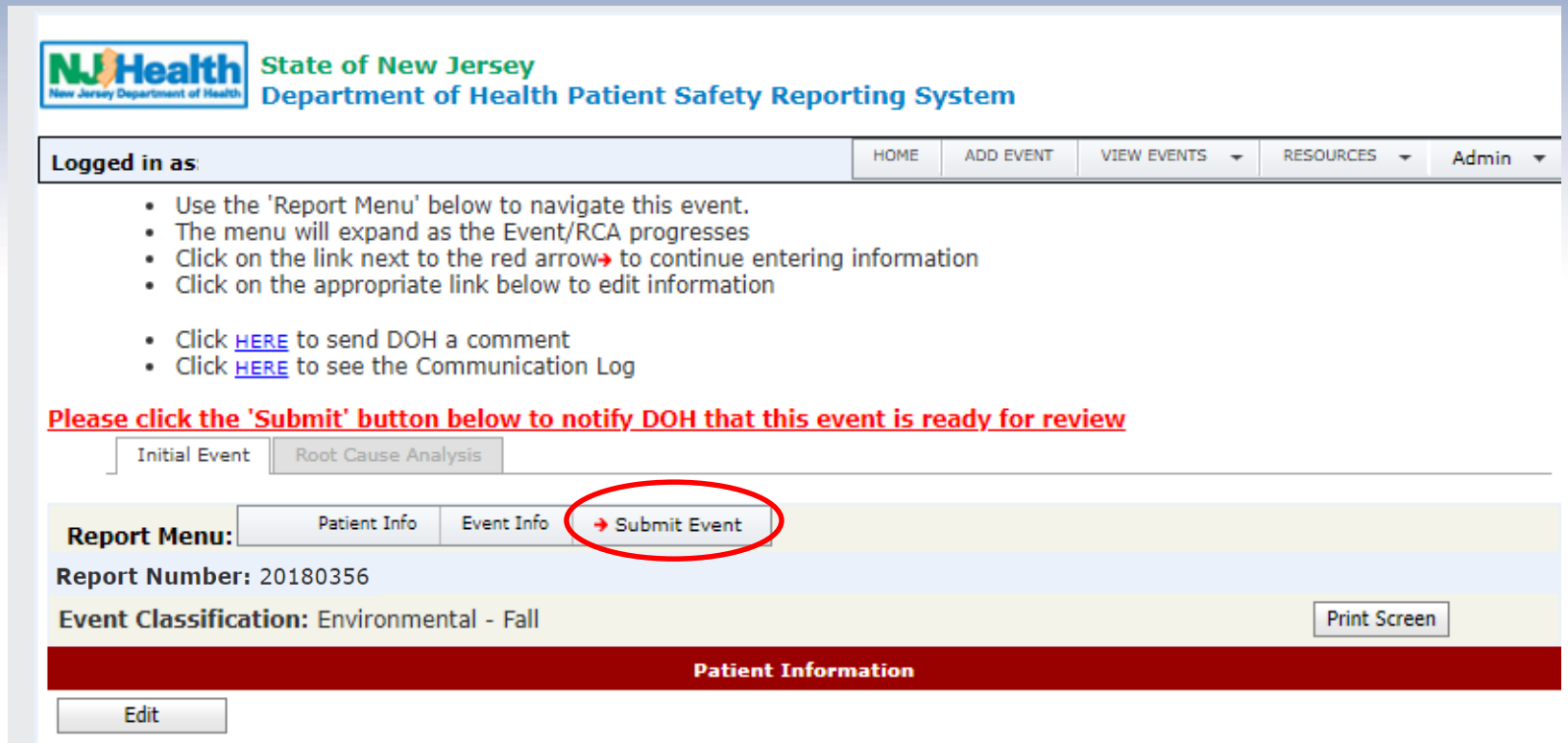

II. Entering a New Event – *continued*

Locating a Saved Event

II. Entering a New Event – *continued*

Locating a Saved Event

II. Entering a New Event – *continued*

Locating a Saved Event

II. Entering a New Event – *continued*

Locating a Saved Event

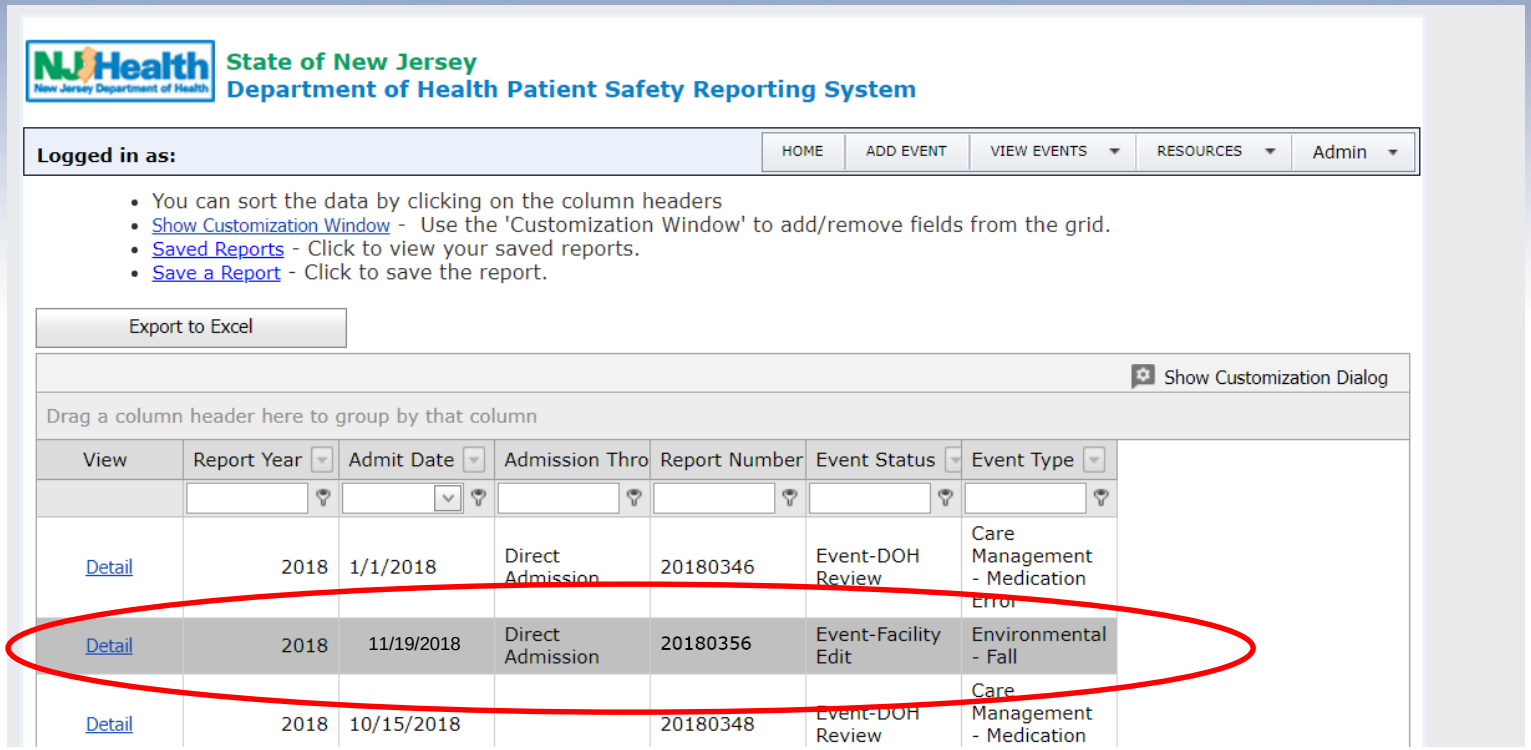

II. Entering a New Event – *continued*

Locating a Saved Event

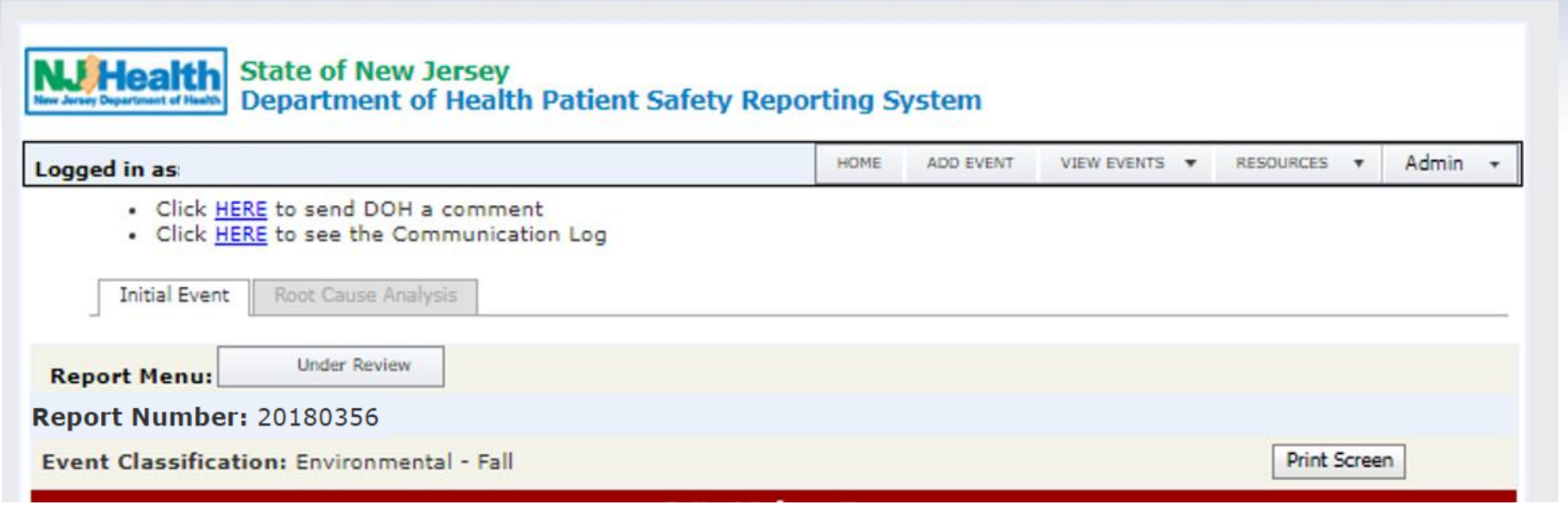

Patient Safety Reporting System

III. Event Review by PSRS

1. Automated e-mail sent to PSRS when Event is submitted

2. PSRS reviews the Event

III. Event Review by PSRS - *continued*

3. **When PSRS makes a determination about the event, an email will be sent to the FacAdmin**
   - *A determination has been made on this event. Please log into the Patient Safety Reporting System to view the details of the event and respond accordingly*.
   - Note: PSRS must be added as a safe sender so PSRS emails do not go to your spam folder
4. **A Facility User must log into the PSRS to read the Determination, which will be located in the Communication Log for that event, and respond accordingly**

III. Event Review by PSRS - *continued*

Possible Review Outcomes:

1. Reportable RCA Required
2. Reportable RCA Not Required
3. Not Reportable
4. Less Serious or Near Miss
5. Need More Information

III. Event Review by PSRS - *continued*

Reportable RCA Required

1. **The Event is subject to the Patient Safety Act and Reporting Requirements**

2. **A root cause analysis (RCA) must be completed by the facility and submitted to PSRS**

3. **An email is sent to the FacAdmins**
   - The RCA Due Date will be provided in the email and can also be located in the Communication Log

III. Event Review by PSRS - *continued*

Reportable RCA Required - *continued*

4. A Facility User must log into the PSRS to read the Determination, which will be located in the Communication Log for that event.

5. There are usually comments from the event reviewer that should be reviewed and addressed when the RCA is submitted.

III. Event Review by PSRS - *continued*

Reportable RCA Not Required

1. **The Event is subject to the Patient Safety Act and Reporting Requirements**
2. **A root cause analysis (RCA) does not need to be completed by the facility**

   Example: RFO discovered but retained at a different facility
3. **An email is sent to the FacAdmins**
4. **A Facility User must log into the PSRS to read the Determination, which will be located in the communication log for that event**
5. **There may be comments from the event reviewer which should be reviewed**

III. Event Review by PSRS - *continued*

Not Reportable

1. PSRS recommends internal analysis
2. A root cause analysis (RCA) does not need to be submitted to PSRS
3. An email is sent to the FacAdmins
4. A Facility User must log into the PSRS to read the Determination, which will be located in the communication log for that event
5. There may be comments from the event reviewer which should be reviewed

III. Event Review by PSRS - *continued*

Less Serious or Near Miss

1. **PSRS recommends internal analysis**
2. **A root cause analysis (RCA) does not need to be submitted to PSRS**
3. **An email is sent to the FacAdmins**
4. **A Facility User must log into the PSRS to read the Determination, which will be located in the communication log for that event**
5. **There may be comments from the event reviewer which should be reviewed**

III. Event Review by PSRS - *continued*

Need More Information

1. PSRS makes comments to determine the status of the event

2. An email is sent to the FacAdmins

3. A Facility User must log into the PSRS and open the event to read the comments and respond accordingly

III. Event Review by PSRS - *continued*

Need More Information - *continued*

4. **Comments can be accessed by:**
   - **A comment link in the event**
     - Only visible in sections of the event with PSRS comments
     - Click on 'Comments' link
   - **A link to the comment through the Communication Log**
     - Click **HERE** to see the Communication Log
     - Click **HERE** to view all comments

III. Event Review by PSRS - *continued*

Need More Information - *continued*

5. **Respond to all comments *by editing* the event**
   - Click on 'Edit' in the section(s) with the Comments
   - Provide responses to the comments/questions
   - The description of the event is an unlimited text field
6. **Resubmit the event to PSRS**
   - Click on 'Save' to keep the changes
   - Click on the 'Submit Event' tab to resend the event to PSRS
7. **There may be more than 1 cycle of responding to comments**

III. Event Review by PSRS - *continued*

Comment Link in Event

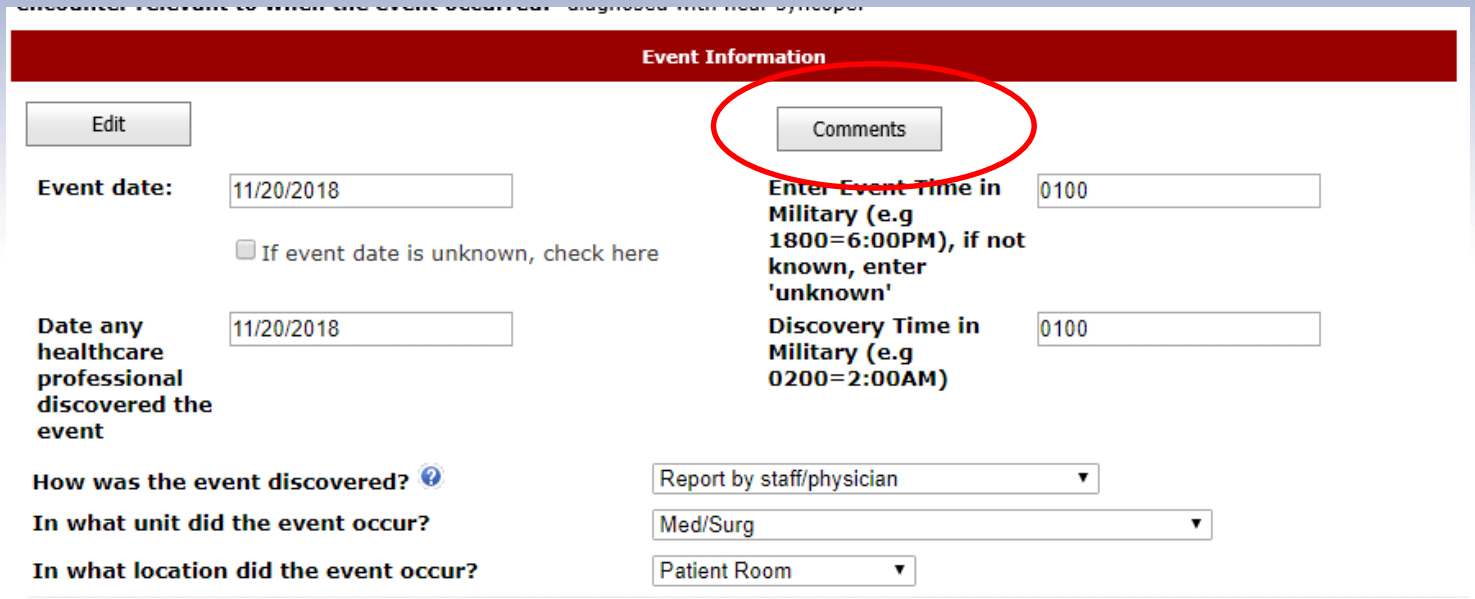

III. Event Review by PSRS - *continued*

Comment Link in Event

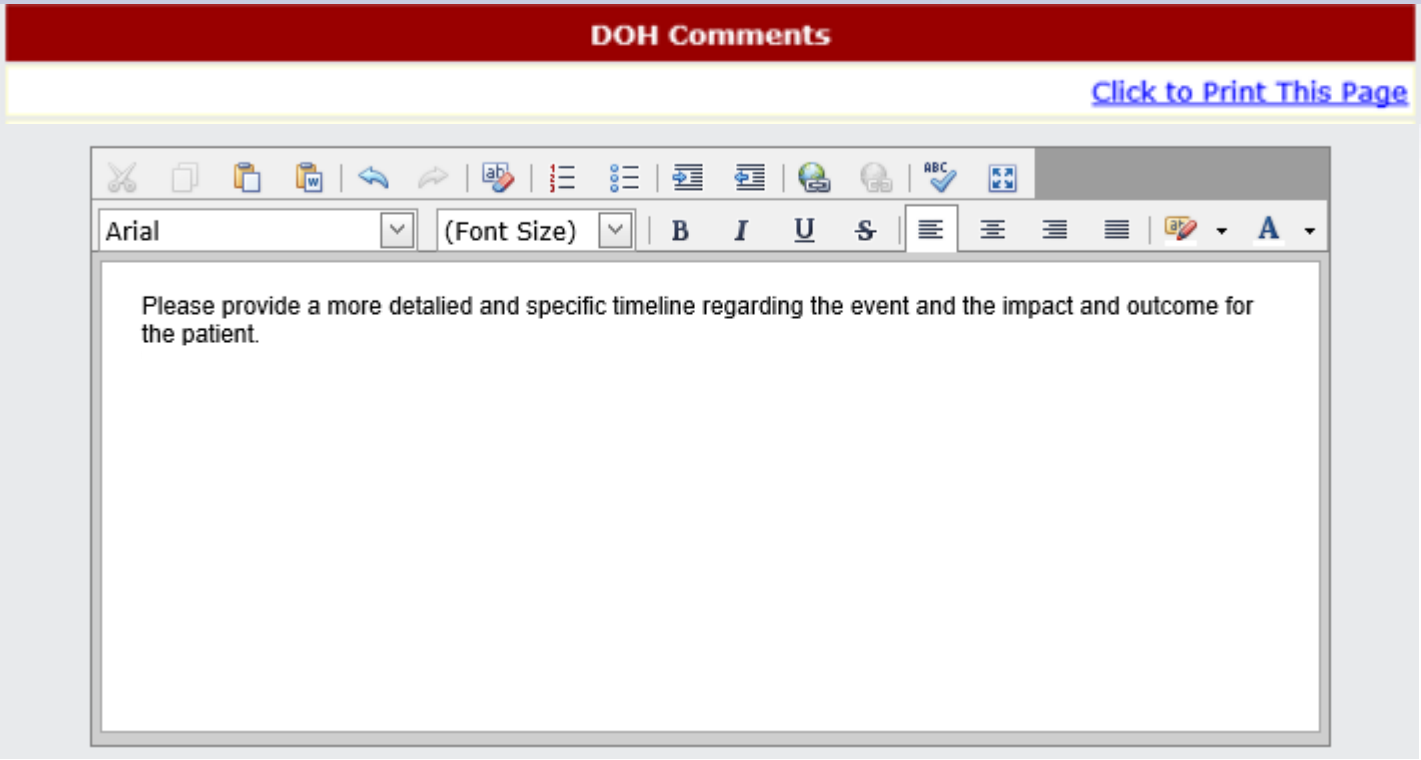

III. Event Review by PSRS - *continued*

Communications Log

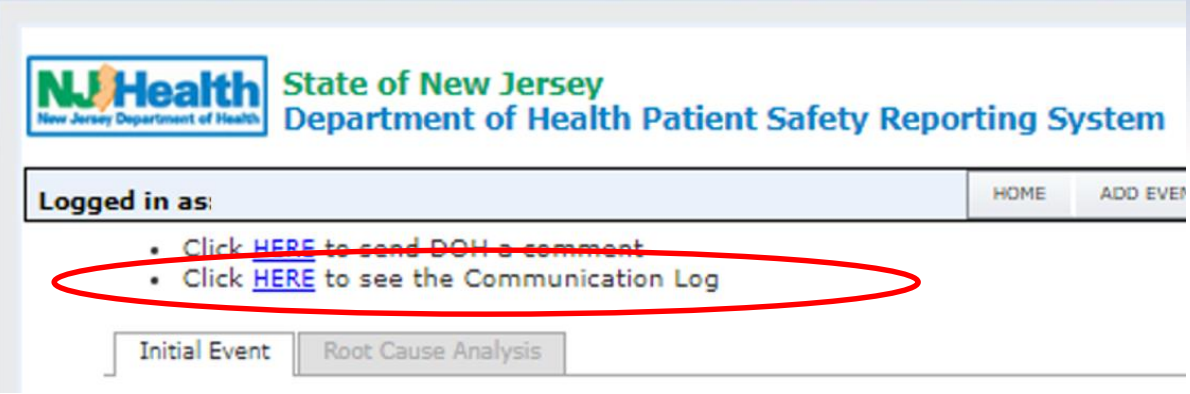

III. Event Review by PSRS - *continued*

Communications Log

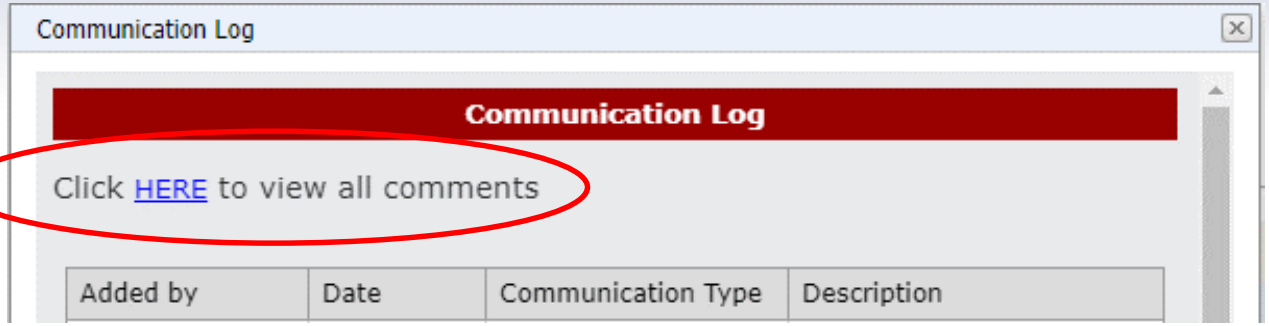

III. Event Review by PSRS - *continued*

Communications Log

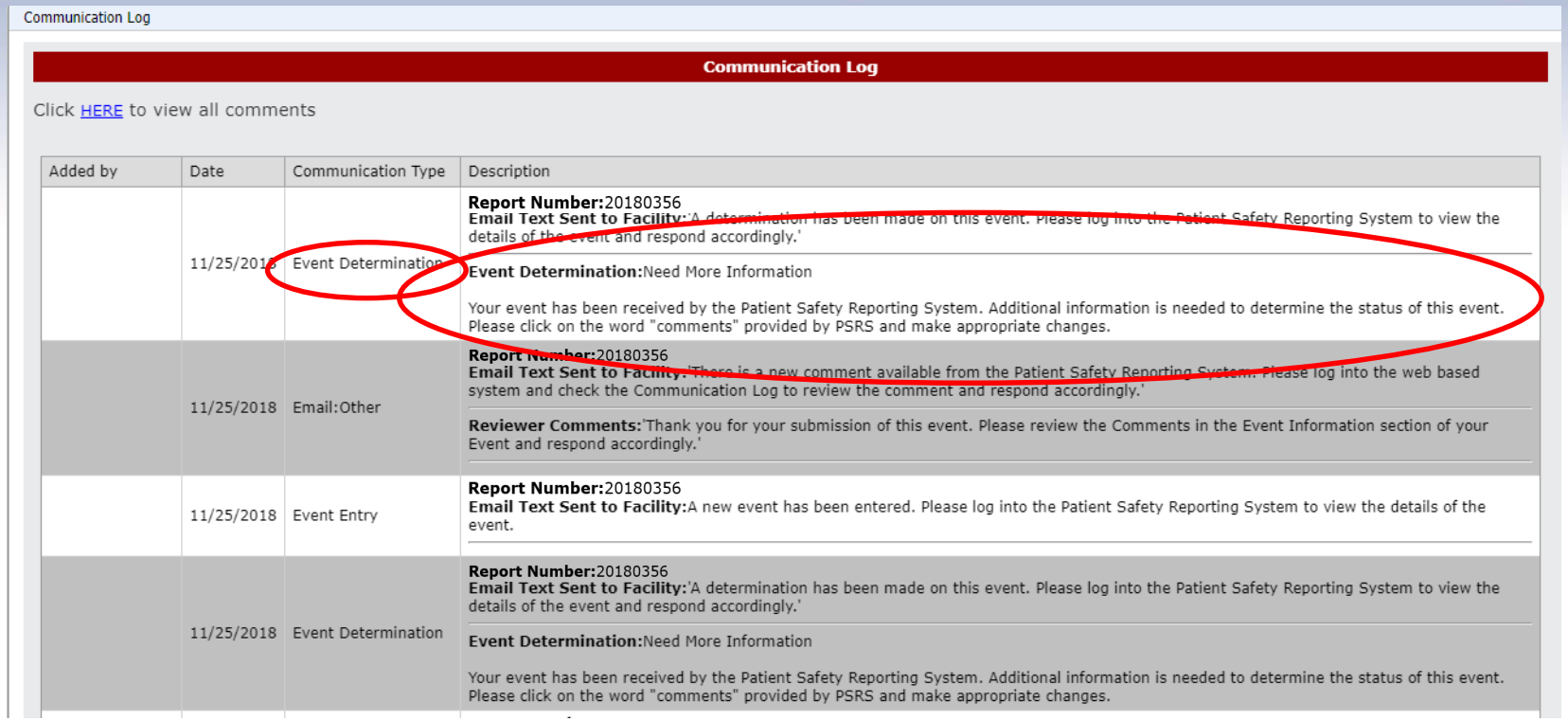

Communication Log

Communication Log

Click HERE to view all comments

Added by	Date	Communication Type	Description
	11/25/2018	Event Determination	**Report Number:**20180356 **Email Text Sent to Facility:**'A determination has been made on this event. Please log into the Patient Safety Reporting System to view the details of the event and respond accordingly.' **Event Determination:**Need More Information Your event has been received by the Patient Safety Reporting System. Additional information is needed to determine the status of this event. Please click on the word "comments" provided by PSRS and make appropriate changes.
	11/25/2018	Email:Other	**Report Number:**20180356 **Email Text Sent to Facility:**'There is a new comment available from the Patient Safety Reporting System. Please log into the web based system and check the Communication Log to review the comment and respond accordingly.' **Reviewer Comments:**'Thank you for your submission of this event. Please review the Comments in the Event Information section of your Event and respond accordingly.'
	11/25/2018	Event Entry	**Report Number:**20180356 **Email Text Sent to Facility:**A new event has been entered. Please log into the Patient Safety Reporting System to view the details of the event.
	11/25/2018	Event Determination	**Report Number:**20180356 **Email Text Sent to Facility:**'A determination has been made on this event. Please log into the Patient Safety Reporting System to view the details of the event and respond accordingly.' **Event Determination:**Need More Information Your event has been received by the Patient Safety Reporting System. Additional information is needed to determine the status of this event. Please click on the word "comments" provided by PSRS and make appropriate changes.

III. Event Review by PSRS - *continued*

Edit the Event

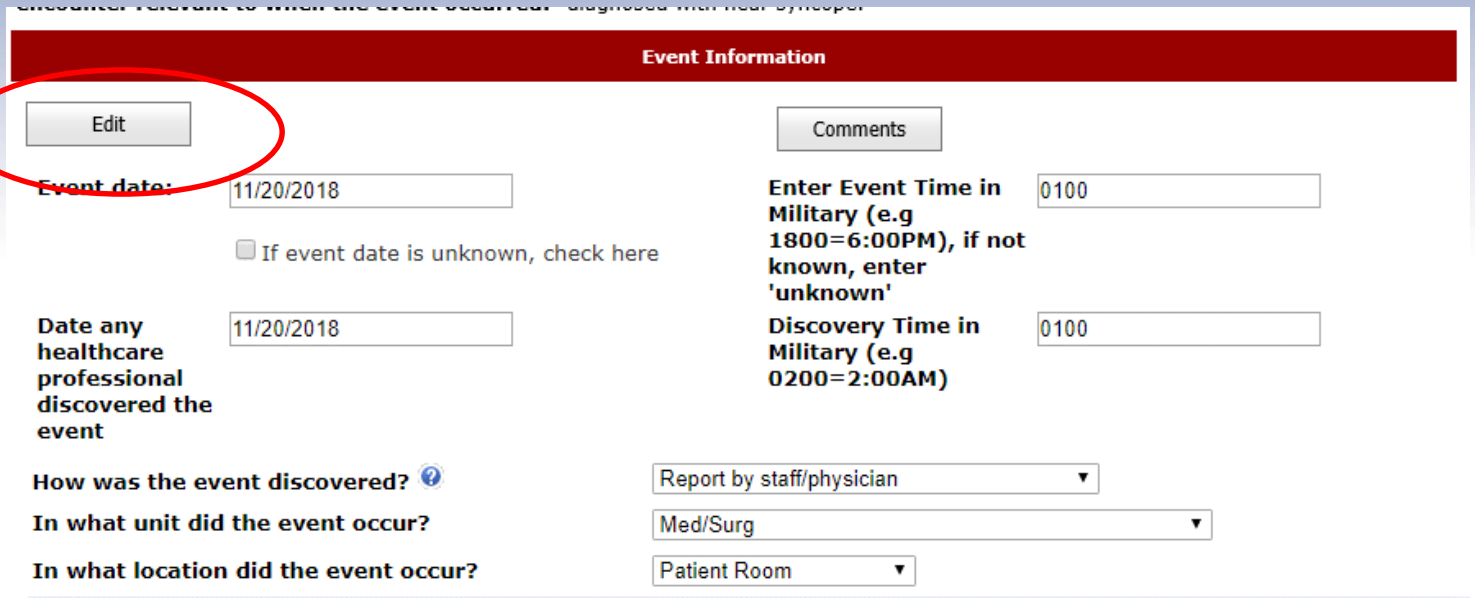

III. Event Review by PSRS - *continued*

Edit Event

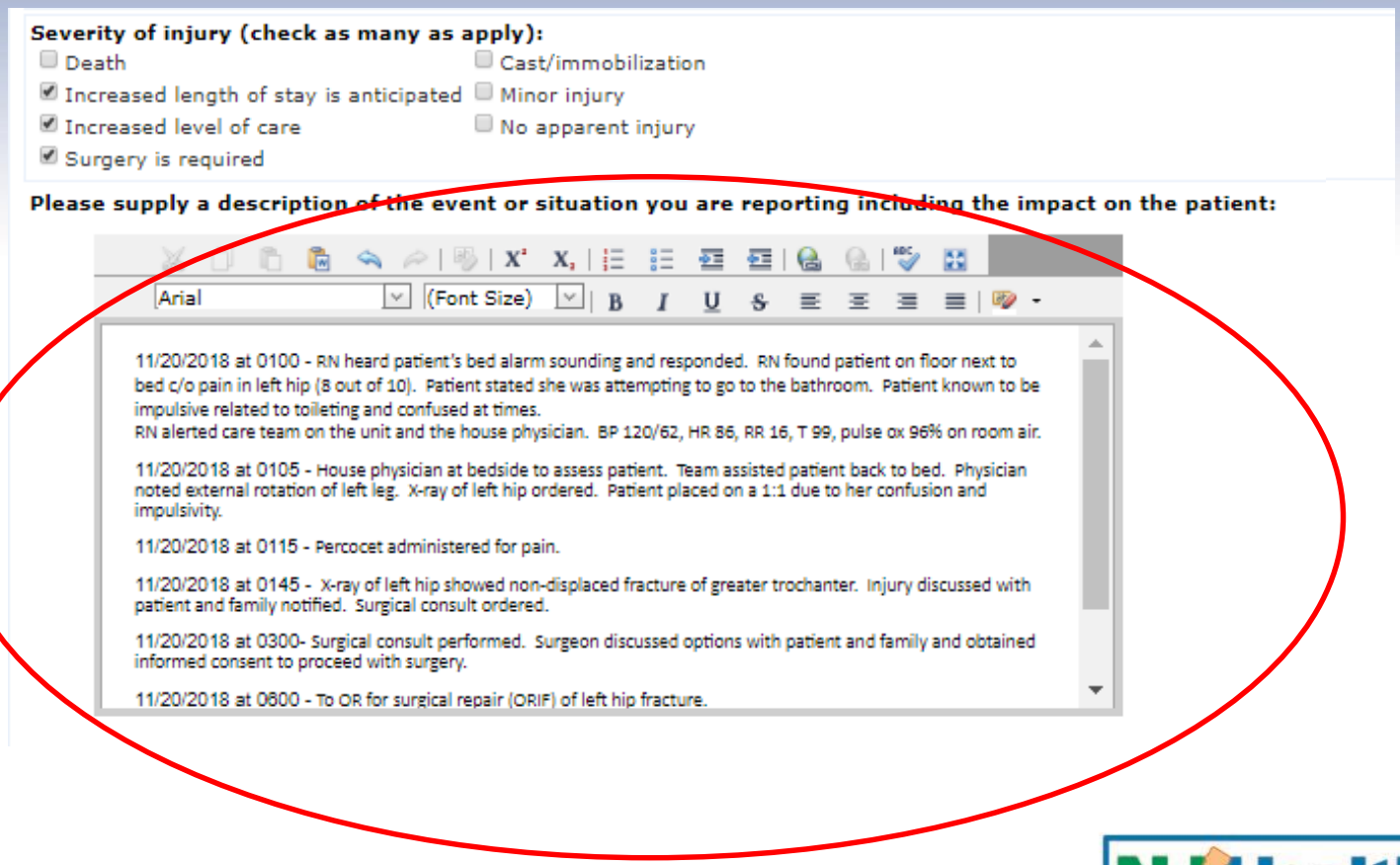

Patient Safety Reporting System

IV. Other Communication about the Event

Communication <u>from</u> PSRS

- FacAdmins receive notification via email there is a communication from PSRS

1. **General Comment or Email:Other**

   There is a new comment available from the Patient Safety Reporting System. Please log into the web based system and check the Communication Log to review the comment and respond accordingly

2. **Access Communications by**
   - Communication Log - General Comment or Email:Other

IV. Other Communication about the Event - *continued*

Communications Log

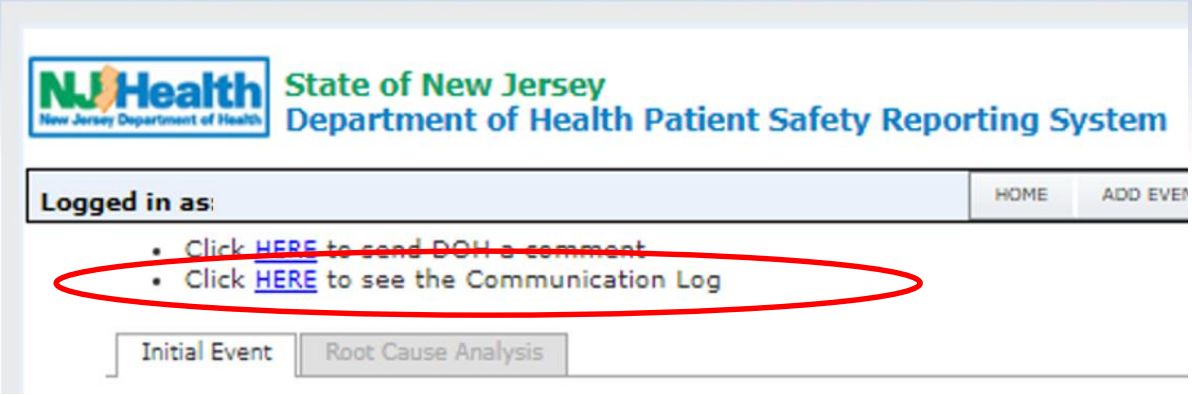

IV. Other Communication about the Event - *continued*

General Comment

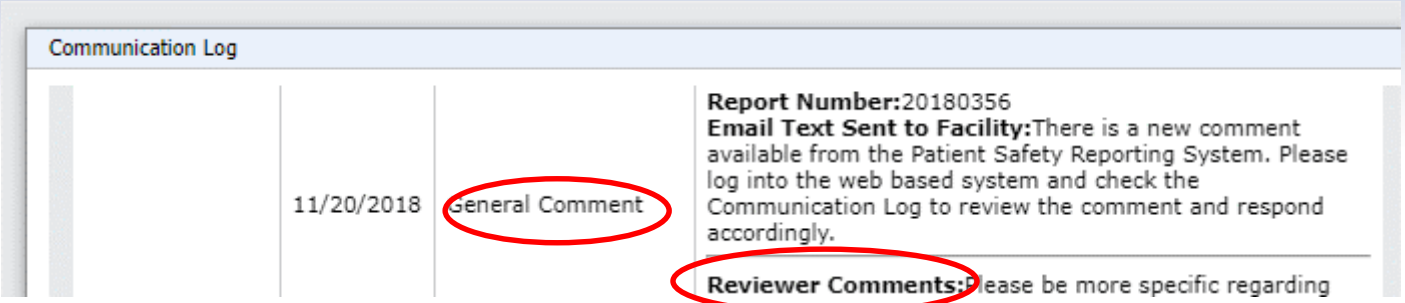

IV. Other Communication about the Event - *continued*

Communication to PSRS

- PSRS will receive email notification that there is a communication from the facility about a specific event
- Be sure to send communication for the correct event number

1. **General Comment**
2. **Respond to PSRS Comment**
3. **Send Communication through the Communication Log**

IV. Other Communication about the Event - *continued*

Communications Log

IV. Other Communication about the Event - *continued*

Communications Log

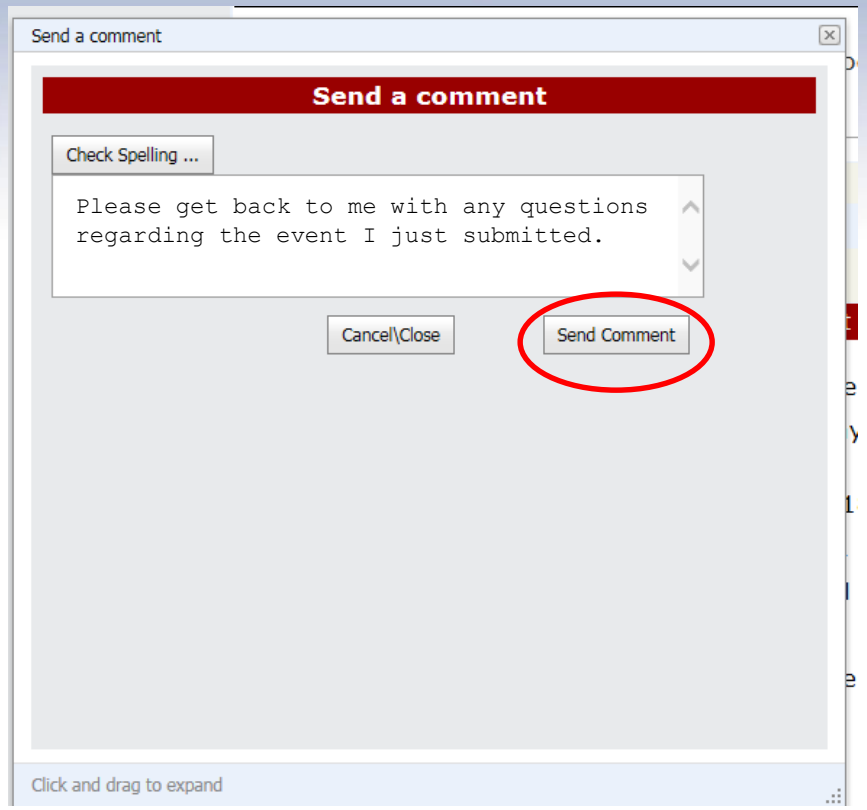

Patient Safety Reporting System

Review

1. Use “Resource” menu to review standard and event specific questions
2. Enter Initial Event information *including how the event impacted the patient*
3. PSRS reviews Event and responds with next step
4. Review PSRS comments and respond accordingly

Patient Safety Reporting System

Next Module

I. Preparing to Enter Root Cause Analysis and Action Plan

II. Enter Root Cause Analysis and Action Plan

III. PSRS review of RCA

IV. Other Communications about RCA